

KENWOOD FIRE PROTECTION DISTRICT
9045 Sonoma Highway
P.O. Box 249
Kenwood, CA 95452

AGENDA

REGULAR DISTRICT BOARD OF DIRECTORS MEETING

Location: 9045 Sonoma Hwy. Kenwood

Agendas and Board Packets are available at our website: kenwoodfire.com

DATE: August 9, 2022 @ 4:00 pm

1. CALL TO ORDER @ **4:00PM**
2. CHANGES TO THE AGENDA

ATTENDEES: Cooper, Doss, Moretti, Atkin, Uboldi and Bellach

3. MINUTES OF PREVIOUS MEETING:

ROSTER REPORT: 12 Volunteers, 5 Part Time & 5 Full-Time

4. APPROVAL OF CLAIMS:

PUBLIC APPEARANCES: An opportunity for anyone to speak to the Board on subjects not on the regular agenda. The Board will not make a decision on the subject unless it is of a routine nature.

5. ACTION ITEMS/OLD BUSINESS:

- a. Consideration of Approval of video conference option under AB 361
- b. Consideration of Zoom/In person meetings
- c. Consideration of HAAS Alert and Safety System

6. NON-ACTION ITEMS/CHIEF'S REPORT:

- a. Committee Reports – HR, Consolidation, Facility, Finance
- b. PERS Presentation - CalPERS Prefunding Programs Trust Information - CEPPT (Pension) Jasper Jacobs

7. GOOD OF THE ORDER:

8. ADJOURN:

**KENWOOD FIRE PROTECTION DISTRICT
REGULAR MEETING OF THE BOARD DIRECTORS
JULY 12, 2022**

MINUTES

MEETING: Meeting called to order at 16:00 hrs. Directors Doss, Cooper, Atkin, Uboldi, Moretti and Chief Bellach were present. Chief Bellach asked that Item 6.B of the agenda be moved to 4:15 pm for a presentation.

ROSTER: 20 Volunteers, 4 Part-Time & 5 Full-Time. Chief Bellach reported we had lost a couple of out of district volunteers due to lack of participation and moving out of the County. We have gained one new Part-Timer from Dry Creek Fire.

APPROVAL OF CLAIMS: MSP Doss/Moretti to approve Claims #21-22-13 for \$22,322.44 and Claims #22-23-1 for \$51,515.38 and payrolls 6/3/22 for \$24,278.39, 6/17/22 for \$25,569.35 and 6/30/22 (7/1/22) for \$30,737.43.

OLD BUSINESS: MSP Doss/Atkin to approve the Consideration of Approval of video conference option under AB 361. Chief Bellach added that he has been getting requests from the public for the recorded audio of the meetings and/or have the meetings also available on Zoom. The problem with the recorded audio is that the files are too large to email or up load on the website. He has created a One Drive account to up load files that the public can download. He asked the Board if they would be interested in having the meetings live via Zoom. Director Uboldi suggested that we put this on the agenda for next month.

MSP Cooper/Doss to approve the resolution of the Board of Directors ordering an election to be held and requesting consolidation with the November 8, 2022, General District Election.

CHIEF'S REPORT: A presentation from HAAS Alert – Alex Sneseva – showed that Slow Down, Move Over alerts are helping to significantly reduce the risk of collisions and minimize these risks by as much as 90% and reducing speeds at least 25% within the first few seconds. Chief Bellach stated that he has had many close calls over the years while on scene of accidents and people not paying attention. The most common type of event is while driving code three and not have people pull over. Director Moretti asked for the Chief to come back to the Board with a recommendation and if this will increase the safety of our staff.

Director Uboldi asked since we are working on the LED sign, could we post on it “Accident Ahead” to help notify drivers. Yes we could do that.

Director Doss reported on the HR Committee. He stated that they will be working with the Chief to come up with a suitable evaluation form for the Chief. By the next meeting they should have a form ready to bring to the Board.

Director Atkin reported on the Consolidation Committee. They have met multiple times and have developed a list of questions related to the impact of revenues, expenses and operations of a consolidation. They have been interviewing different people to answer the questions including the Chief. They plan to meet with Bill Adams tomorrow. They are gathering documents like gap funding agreements between the County and Bodega Bay/Sonoma County Fire District and other Districts. The target date will be in January when they can bring a report back to the Board.

Director Moretti asked if there is a way we can talk to the agencies and the public to find out how those consolidations have worked out. Chief Bellach stated yes we can ask any district personnel and community members on how their experience has been.

Director Uboldi reported on the Facilities Committee. We have determined the location of the LED sign will be at the east corner of the station where the bushes are. The bushes will be removed and the sign will be put on a 2 foot mound. We will determine what to put in place of the bushes to keep cars from driving behind the station later. Engineer Molesworth provided some detail plans of the LED sign to the Board.

Director Doss asked if Caltrans has any say in this project. Yes they do but, so far the sign company has not had any issues with the LED sign locations with Caltrans.

Director Atkin asked if the sign location will disrupt or affect any remodeling in the future. Yes it would. If we plan to add engine bays in the future, that area that the sign is located, will have to be relocated.

Director Uboldi asked for a report on 3197. Chief Bellach stated that he spoke to Burtons and we are possibly 2 weeks out to getting it back. The tender is approx. 90% done. We are still waiting on the pump parts from Hale.

GOOD of the ORDER: Director Moretti reported that we did a lot better than our budget called for this FY. We may want to take a look in detail at performance against budget at the next board meeting. Looking at the preliminary numbers, we did just fine. He commented that there are fires every day in the County and wanted to know if this has caused any issues and/or learning from this. Chief Bellach stated that units have been fast to attack these fires and luckily, we have not had a major incident where we have had full alignments of fuel, wind and topography. Having a heavy or large copter available at the air attack base for the past couple of seasons, has also helped. Having pre assigned move-ups and coverage has also been a huge help in getting un-staffed stations covered faster.

Director Ublodi asked about reports of fire being started on Lawndale Road. This was in the SRA and CALFIRE did the investigation. The subject had been apprehended by the Sheriff's Department.

Respectfully submitted,

Attest:

Kenwood Fire Protection District
A/P Aging Detail
As of August 5, 2022

<u>Date</u>	<u>Num</u>	<u>Name</u>	<u>Memo</u>	<u>S. O. #</u>	<u>Check #</u>	<u>Open Balance</u>
07/27/2022	Inv. 3241897	Nick Barbieri Trucking, LLC	No Bay Petrol	7201		1,627.96
07/28/2022	9061481	TIAA, FSB	COPIER LEASE 20302720	6400		167.09
07/11/2022	12504	CA State Firefighters' Assoc.	Acct. ID 49090	6280		1,870.00
07/11/2022	12505	CA State Firefighters' Assoc.	Acct. ID 49090	6280		425.00
07/18/2022	Frontier	Cardmember Service	Telephone	6040		62.51
07/18/2022	Frontier	Cardmember Service	Telephone	6040		289.42
07/11/2022	GoDaddy	Cardmember Service	Web Hosting	6457		19.99
07/10/2022	Kenwood Water	Cardmember Service	June Service	7320		195.79
07/14/2022	Oreilly	Cardmember Service	Blue Def	7201		68.79
07/06/2022	Amazon	Cardmember Service	Video Conference Camera	6457		1,100.20
07/02/2022	PGE	Cardmember Service	Utility	7201		1,500.00
07/04/2022	FDAC	Cardmember Service	Membership	6280		187.50
07/03/2022	Amazon	Cardmember Service	Batteries	6080		236.69
07/01/2022	Amazon	Cardmember Service	Cleaning Supply	6080		20.38
07/01/2022	Amazon	Cardmember Service	Cleaning Supplies	6080		41.99
07/01/2022	Amazon	Cardmember Service	Station Supplies	6080		73.76
07/01/2022	Amazon	Cardmember Service	Station Supplies	6080		81.36
07/01/2022	Amazon	Cardmember Service	Cleaning Supplies	6080		58.26
07/01/2022	Amazon	Cardmember Service	Office Supplies	6400		36.99
07/01/2022	Comcast	Cardmember Service	Internet	6040		113.55
07/18/2022	Verizon	Cardmember Service	Long Distance	6040		3.64
07/07/2022	Amazon	Cardmember Service	Station Supplies	6080		-6.48
07/06/2022	Amazon	Cardmember Service	Cleaning Supplies	6080		219.06
07/14/2022	ATT	Cardmember Service	Cell Phones	6040		321.76
07/01/2022	58070	Casco Refrigeration, Inc.	Ice Machine Repair	6140		1,092.30
07/14/2022	Inv. 15288762	Friedman's Home Improvement	Station Supplis	6080		55.70
07/03/2022	Inv. 15230009	Friedman's Home Improvement	Station Supplis	6080		41.14
07/08/2022	850-108155	GCR Tires & Service	3141	6140		972.29
07/20/2022	45698	Johnston/Thomas	Consolidation AD Hoc	6500		1,480.50
07/11/2022	AR 13243	Sonoma County Assessor	Parcel Count List	6637		240.00

**Kenwood Fire Protection District
A/P Aging Detail
As of August 5, 2022**

05/31/2022	Inv. 37473	Sonoma Media Investments, LLC.	701685	6800		199.00
8/4/2022	Inv. 2022-38	FAIRA	Prop. & Liability Ins. FY 22/23	6100	2546	20,454.00
8/4/2022	Health	Calpers Health	August Premium	5930	ACH	9,066.07
8/20/2022	Dental/Vision	Choice Builder	September Premium	5930	ACH	735.12
7/22/2022	Classic	Calpers Retirement	06/27/22-07/10/22	5923	ACH	2,601.79
7/22/2022	Pepra	Calpers Retirement	06/27/22-07/10/22	5923	ACH	2,787.33
8/4/2022	Classic	Calpers Retirement	07/11/22-07/24/22	5923	ACH	2,095.26
8/4/2022	Pepra	Calpers Retirement	07/11/22-07/24/22	5923	ACH	<u>2,549.87</u>

08/09/2022 Claims Total

53,085.58

Signature: _____
 Signature: _____
 Signature: _____
 Signature: _____
 Signature: _____

Title Director: _____
 Title Director: _____
 Title Director: _____
 Title Director: _____
 Title Director: _____

Kenwood Fire Protection District
Reconciliation Detail
1031 - Exchange Operating, Period Ending 07/31/2022

Type	Date	Num	Name	Clr	Amount	Balance
Beginning Balance						1,767,857.17
Cleared Transactions						
Checks and Payments - 23 items						
Transfer	06/30/2022			X	-30,737.43	-30,737.43
Bill Pmt -Check	06/30/2022	2533	Cardmember Service	X	-3,643.35	-34,380.78
Check	06/30/2022	ach	CALPERS Retirem...	X	-2,889.72	-37,270.50
Bill Pmt -Check	06/30/2022	2539	No. Bay Petroleum	X	-2,333.90	-39,604.40
Check	06/30/2022	ach	CALPERS Retirem...	X	-2,147.70	-41,752.10
Bill Pmt -Check	06/30/2022	2540	North Bay Petroleum	X	-1,076.19	-42,828.29
Bill Pmt -Check	06/30/2022	2545	L. N. Curtis & Sons	X	-572.27	-43,400.56
Bill Pmt -Check	06/30/2022	2538	Marshall's Machine ...	X	-135.16	-43,535.72
Bill Pmt -Check	06/30/2022	2536	Friedman's Home I...	X	-117.43	-43,653.15
Bill Pmt -Check	06/30/2022	2541	Occu-Med, Ltd	X	-68.20	-43,721.35
Bill Pmt -Check	06/30/2022	2534	New York Life	X	-54.00	-43,775.35
Bill Pmt -Check	06/30/2022	2537	Lake Parts, Inc.	X	-17.46	-43,792.81
Check	07/08/2022	ach	CALPERS Health	X	-9,058.84	-52,851.65
Bill Pmt -Check	07/12/2022	2535	CalPERS	X	-25,131.00	-77,982.65
Bill Pmt -Check	07/12/2022	2542	F A S I S	X	-15,667.00	-93,649.65
Bill Pmt -Check	07/12/2022	2543	Golden State Emer...	X	-756.33	-94,405.98
Bill Pmt -Check	07/12/2022	2544	TIAA, FSB	X	-167.09	-94,573.07
Transfer	07/13/2022			X	-31,147.80	-125,720.87
Check	07/15/2022	2485	New York Life	X	-114.00	-125,834.87
Check	07/21/2022	ach	Choice Builder	X	-735.12	-126,569.99
Check	07/22/2022	ach	CALPERS Retirem...	X	-2,787.33	-129,357.32
Check	07/22/2022	ach	CALPERS Retirem...	X	-2,601.79	-131,959.11
Transfer	07/27/2022			X	-27,073.18	-159,032.29
Total Checks and Payments					-159,032.29	-159,032.29
Deposits and Credits - 2 items						
Deposit	07/18/2022			X	64,772.65	64,772.65
Deposit	07/28/2022			X	878.85	65,651.50
Total Deposits and Credits					65,651.50	65,651.50
Total Cleared Transactions					-93,380.79	-93,380.79
Cleared Balance					-93,380.79	1,674,476.38
Uncleared Transactions						
Checks and Payments - 2 items						
Check	07/08/2022	ach	CALPERS Retirem...		-2,889.72	-2,889.72
Check	07/08/2022	ach	CALPERS Retirem...		-2,147.70	-5,037.42
Total Checks and Payments					-5,037.42	-5,037.42
Total Uncleared Transactions					-5,037.42	-5,037.42
Register Balance as of 07/31/2022					-98,418.21	1,669,438.96
Ending Balance					-98,418.21	1,669,438.96



P.O. Box 3788 | Santa Rosa CA 95402-3788
 Return Service Requested

Last statement: June 30, 2022
 This statement: July 31, 2022
 Total days in statement period: 31

KENWOOD FIRE PROTECTION DISTRICT
 PO BOX 249
 KENWOOD CA 95452

Page 1 of 2
 XXXXXX2720
 (0)

Direct inquiries to:
 707 524-3000

Exchange Bank
 P O Box 403
 Santa Rosa CA 95402

Public Funds Checking

Account number	XXXXXX2720	Beginning balance	\$1,767,857.17
Avg collected balance	\$1,692,297	Total additions	65,651.50
		Total subtractions	159,032.29
		Ending balance	\$1,674,476.38

CHECKS

<u>Number</u>	<u>Date</u>	<u>Amount</u>	<u>Number</u>	<u>Date</u>	<u>Amount</u>
2485	07-15	114.00	2540	07-18	1,076.19
2533 *	07-12	3,643.35	2541	07-22	68.20
2534	07-22	54.00	2542	07-18	15,667.00
2535	07-18	25,131.00	2543	07-26	756.33
2536	07-14	117.43	2544	07-19	167.09
2537	07-20	17.46	2545	07-19	572.27
2538	07-20	135.16			
2539	07-18	2,333.90			

* Skip in check sequence

DEBITS

<u>Date</u>	<u>Description</u>	<u>Subtractions</u>
07-05	' Internet/Phone Txfr REF 1830947L FUNDS TRANSFER TO DEP XXXXXX2200 FROM ONLINE FUNDS TRANSFER VIA	30,737.43
07-11	' ACH Withdrawal CALPERS 3100 100000016804495 Kenwood Fire Protectio	2,147.70
07-11	' ACH Withdrawal CALPERS 3100 100000016804529 Kenwood Fire Protectio	2,889.72



P.O. Box 3788 | Santa Rosa CA 95402-3788
Return Service Requested

KENWOOD FIRE PROTECTION DISTRICT
July 31, 2022

Page 2 of 2
XXXXXX2720

<u>Date</u>	<u>Description</u>	<u>Subtractions</u>
07-11	' ACH Withdrawal CALPERS 1800 100000016836899 Kenwood Fire Protectio	9,058.84
07-11	' Internet/Phone Txfr REF 1921548L FUNDS TRANSFER TO DEP XXXXXX2200 FROM ONLINE PAYROLL TRANSFER 0	31,147.80
07-21	' ACH Withdrawal CHOICE BUILDER ONLIN PMNT 220721 Kenwood Fire Protectio	735.12
07-26	' ACH Withdrawal CALPERS 3100 100000016831891 Kenwood Fire Protectio	2,601.79
07-26	' ACH Withdrawal CALPERS 3100 100000016831926 Kenwood Fire Protectio	2,787.33
07-27	' Internet/Phone Txfr REF 2081903L FUNDS TRANSFER TO DEP XXXXXX2200 FROM ONLINE FUNDS TRANSFER VIA	27,073.18

CREDITS

<u>Date</u>	<u>Description</u>	<u>Additions</u>
07-27	' ACH Deposit Other Government Claims RMR*IV*PROP TAX RE V FINAL 2021-22**6KENWOOD FIRE PROTECTIO	64,772.65
07-28	Deposit	878.85

DAILY BALANCES

<u>Date</u>	<u>Amount</u>	<u>Date</u>	<u>Amount</u>	<u>Date</u>	<u>Amount</u>
06-30	1,767,857.17	07-15	1,688,000.90	07-22	1,642,043.51
07-05	1,737,119.74	07-18	1,643,792.81	07-26	1,635,898.06
07-11	1,691,875.68	07-19	1,643,053.45	07-27	1,673,597.53
07-12	1,688,232.33	07-20	1,642,900.83	07-28	1,674,476.38
07-14	1,688,114.90	07-21	1,642,165.71		

Thank you for banking with Exchange Bank

Kenwood Fire Protection District
Reconciliation Detail
1032 · Exchange Bank Payroll, Period Ending 07/31/2022

Type	Date	Num	Name	Clr	Amount	Balance
Beginning Balance						-27,944.66
Cleared Transactions						
Checks and Payments - 7 items						
Check	07/15/2022	ACH	DIRECT DEPOSIT ...	X	-22,533.28	-22,533.28
Check	07/15/2022	ACH	PAYROLL TAX PA...	X	-8,518.77	-31,052.05
Check	07/15/2022	ACH	IBS PR Fee	X	-95.75	-31,147.80
Check	07/28/2022	ACH	DIRECT DEPOSIT ...	X	-20,575.28	-51,723.08
Check	07/28/2022	ACH	PAYROLL TAX PA...	X	-5,179.34	-56,902.42
Check	07/28/2022	ach	IBS PR Fee	X	-131.70	-57,034.12
Check	07/29/2022	50289	Meyer, Matthew	X	-793.98	-57,828.10
Total Checks and Payments					-57,828.10	-57,828.10
Deposits and Credits - 3 items						
Transfer	06/30/2022			X	30,737.43	30,737.43
Transfer	07/13/2022			X	31,147.80	61,885.23
Transfer	07/27/2022			X	27,073.18	88,958.41
Total Deposits and Credits					88,958.41	88,958.41
Total Cleared Transactions					31,130.31	31,130.31
Cleared Balance					31,130.31	3,185.65
Uncleared Transactions						
Checks and Payments - 10 items						
Check	07/16/2021	50222	Sears, Chase		-101.41	-101.41
Check	03/11/2022	50276	Lopez, Daniel		-50.70	-152.11
Check	04/22/2022	50285	Moretti, August J		-70.67	-222.78
Check	04/22/2022	50283	Lopez, Daniel		-20.00	-242.78
Check	07/29/2022	50293	Moretti, August J		-74.22	-317.00
Check	07/29/2022	50295	Uboldi, Robert		-74.22	-391.22
Check	07/29/2022	50290	Cooper, John		-74.22	-465.44
Check	07/29/2022	50291	Doss, Daymon		-74.22	-539.66
Check	07/29/2022	50292	Miller, Zack		-60.00	-599.66
Check	07/29/2022	50294	PLATT, JOSEPH		-36.00	-635.66
Total Checks and Payments					-635.66	-635.66
Total Uncleared Transactions					-635.66	-635.66
Register Balance as of 07/31/2022					30,494.65	2,549.99
Ending Balance					30,494.65	2,549.99



P.O. Box 3788 | Santa Rosa CA 95402-3788
Return Service Requested

Last statement: June 30, 2022
 This statement: July 31, 2022
 Total days in statement period: 31

KENWOOD FIRE PROTECTION DISTRICT
 PO BOX 249
 KENWOOD CA 95452

Page 1 of 2
 XXXXXX2200
 (0)

Direct inquiries to:
 707 524-3000

Exchange Bank
 P O Box 403
 Santa Rosa CA 95402

Public Funds Checking

Account number	XXXXXX2200	Beginning balance	\$-27,944.66
Avg collected balance	\$2,688	Total additions	88,958.41
		Total subtractions	57,828.10
		Ending balance	\$3,185.65

CHECKS

Number	Date	Amount	Number	Date	Amount
50289	07-25	793.98			

DEBITS

Date	Description	Subtractions
07-14	' ACH Withdrawal KENWOOD FIRE PRO FEE 220714 I.KFP CHECKING KENWOOD FIRE PROTECTIO	95.75
07-14	' ACH Withdrawal KENWOOD FIRE PRO TAXCOLLECT 220714 I.KFP CHECKING KENWOOD FIRE PROTECTIO	8,518.77
07-14	' ACH Withdrawal KENWOOD FIRE PRO DDCOLLECT 220714 I.KFP CHECKING KENWOOD FIRE PROTECTIO	22,533.28
07-28	' ACH Withdrawal KENWOOD FIRE PRO FEE 220728 I.KFP CHECKING KENWOOD FIRE PROTECTIO	131.70
07-28	' ACH Withdrawal KENWOOD FIRE PRO TAXCOLLECT 220728 I.KFP CHECKING KENWOOD FIRE PROTECTIO	5,179.34
07-28	' ACH Withdrawal KENWOOD FIRE PRO DDCOLLECT 220728 I.KFP CHECKING KENWOOD FIRE PROTECTIO	20,575.28



P.O. Box 3788 | Santa Rosa CA 95402-3788
Return Service Requested

KENWOOD FIRE PROTECTION DISTRICT
July 31, 2022

Page 2 of 2
XXXXXX2200

CREDITS

<u>Date</u>	<u>Description</u>	<u>Additions</u>
07-05	' Internet/Phone Txfr REF 1830947L FUNDS TRANSFER FRMDEP XXXXXX2720 FROM ONLINE FUNDS TRANSFER VIA	30,737.43
07-11	' Internet/Phone Txfr REF 1921548L FUNDS TRANSFER FRMDEP XXXXXX2720 FROM ONLINE PAYROLL TRANSFER 0	31,147.80
07-27	' Internet/Phone Txfr REF 2081903L FUNDS TRANSFER FRMDEP XXXXXX2720 FROM ONLINE FUNDS TRANSFER VIA	27,073.18

DAILY BALANCES

<u>Date</u>	<u>Amount</u>	<u>Date</u>	<u>Amount</u>	<u>Date</u>	<u>Amount</u>
06-30	-27,944.66	07-14	2,792.77	07-28	3,185.65
07-05	2,792.77	07-25	1,998.79		
07-11	33,940.57	07-27	29,071.97		

Thank you for banking with Exchange Bank

KENWOOD FIRE DISTRICT
 Kenwood Fire Protection (Default)
 9045 Sonoma Hwy
 Kenwood, CA 95452
 United States

Pay Statement History
 Gross to Net, Last Name

Pay Date: 07/15/2022
 Payroll: Regular 07/15/2022
 Pay Period: 06/27/2022-07/10/2022

Last, First Name	Default Department	Type	Pay Date	#	Total Hours	Gross	Reimburse	Federal Income Tax	OASDI Amount	Medicare Amount	California SDI Amount	California Deduction (EE)	California Deduction (ER)	Net Payment	OASDI Amount (ER)	Medicare Amount (ER)	Federal Unemploy Tax Amount (ER)	ER SUTA Amount	California Employ Tax Amount (ER)
Bellich, Daren	CHIEF	Regular	07/15/202	-11480	12.00	\$5,047.95	-	\$627.01	-	\$73.20	\$238.40	\$27.00	-	\$4,082.34	-	\$73.20	-	-	-
Bernandez, Gustavo	EXTRA HELP	Regular	07/15/202	-11481	22.00	\$423.28	-	\$50.00	\$26.24	\$6.14	-	-	-	\$340.90	\$26.24	\$6.14	-	-	
Gulson, Benjamin	CAPTAIN EXTRA	Regular	07/15/202	-11482	-	\$171.46	-	-	\$10.64	\$2.49	-	-	-	\$158.33	\$10.64	\$2.49	-	-	
Hardy, Lisa	EXTRA HELP	Regular	07/15/202	-11483	24.00	\$461.75	-	\$25.00	\$28.63	\$6.70	-	-	-	\$401.43	\$28.63	\$6.70	-	-	
Infante, Susan	ADMIN	Regular	07/15/202	-11484	28.50	\$965.58	-	\$87.89	\$59.86	\$14.00	\$13.23	-	-	\$790.60	\$59.86	\$14.00	-	-	
Martin, Dean	ENGINEER	Regular	07/15/202	-11485	156.00	\$4,293.50	-	\$674.41	\$266.19	\$62.26	\$259.92	\$328.27	-	\$2,702.45	\$266.19	\$62.26	-	-	
Meyer, Matthew	CAPTAIN	Regular	07/15/202	-11486	132.00	\$4,155.36	-	\$590.59	-	\$60.25	\$235.65	\$373.98	-	\$2,894.89	-	\$60.25	-	-	
Molesworth III, Robert	ENGINEER	Regular	07/15/202	-11487	156.00	\$4,300.80	-	\$347.88	-	\$62.36	\$115.21	\$439.30	-	\$3,336.05	-	\$62.36	-	-	
Pappas, Trevor	VOLUNTEE	Regular	07/15/202	-11488	2.50	\$288.23	-	-	\$17.87	\$4.18	-	-	-	\$266.18	\$17.87	\$4.18	-	-	
Soto-Pomerooy, Francisco	CAPTAIN	Regular	07/15/202	-11489	276.00	\$9,784.80	-	2,223.06	-	\$141.88	\$816.22	\$381.61	-	\$6,222.03	-	\$141.88	-	-	
Todd, Douglas	EXTRA HELP	Regular	07/15/202	-11490	102.50	\$1,972.10	-	\$177.91	\$122.27	\$28.60	\$48.87	\$256.37	-	\$1,338.08	\$122.27	\$28.60	-	-	
Report Total					911.50	31,864.82	-	4,803.75	\$531.70	\$462.06	\$1,727.50	\$1,806.53	-	22,533.28	\$531.70	\$462.06	-	-	

Payroll Overview

Payroll	Regular 07/15/2022
Pay Date	07/15/2022
# Employees	11
# Paid Employees	11
# Regular	11
# Pay Periods	1
Base Compensation Changes	27
Terminations	1

Employee Payments

	#	EE's	\$ Amount
Direct Deposits Debited	11	11	22,533.28 ^D
Total			22,533.28
(D) Innovative Business Solutions, Inc. Admin Debit			-22,533.28
Your Remaining Bank Account Liability			0.00
Vouchers Printed	0		
Vouchers Suppressed	0		

Taxes

	EIN	EE's	\$ Amount
FIT/EE	94-2826574	9	4,803.75 ^D
FICA/ER	94-2826574	7	531.70 ^D
FICA/EE	94-2826574	7	531.70 ^D
MEDI/ER	94-2826574	11	462.06 ^D
MEDI/EE	94-2826574	11	462.06 ^D
SIT:CA/EE	944-0752-5	7	1,727.50 ^D
Total			8,518.77
(D) Innovative Business Solutions, Inc. Admin Debit			-8,518.77
Your Remaining Tax Liability			0.00

Vendor Liabilities

No Data

Billing

Invoice Total	95.75
Innovative Business Solutions, Inc. Admin Debit	-95.75
Amount Due	0.00

Total

Total	31,147.80
Innovative Business Solutions, Inc. Admin Debit	-31,147.80
Total of Your Responsibility	0.00

Recap

Innovative Business S	Date	Bank Account #	\$ Amount
Billing	07/14/2022	xxxxxx2200	95.75
Tax Payment	07/14/2022	xxxxxx2200	8,518.77
Empl. Dir. Dep. SPA	07/14/2022	xxxxxx2200	22,533.28
Total Debits			31,147.80

--More--

Recap - Continued

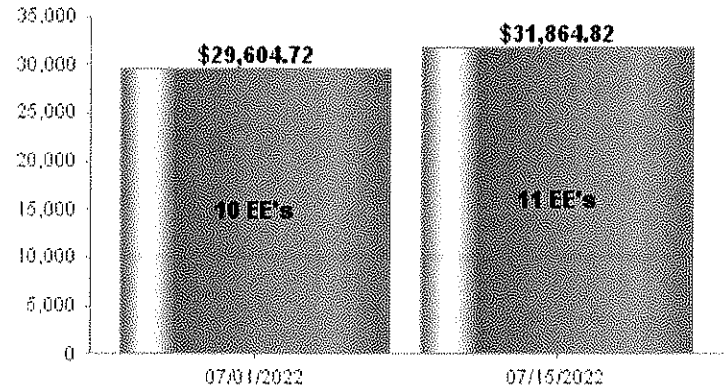
Cash Requirements: xxxxxx2200

	\$ Amount
Billing	95.75
Tax Payment	8,518.77
Empl. Dir. Dep. SPA	22,533.28
Total	31,147.80

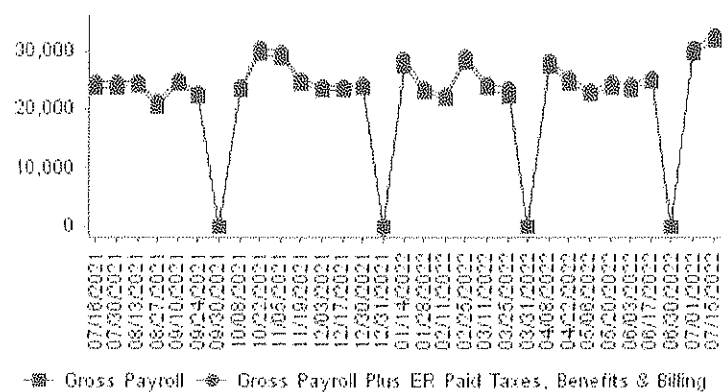
General Ledger Summary

	Debit/Exp.	Credit/Liab.
Earning	31,864.82	
ER Tax (Offset)	993.76	
Invoice	95.75	
Invoice		95.75
ER Tax		993.76
Deduction		1,806.53
Tax		7,525.01
Direct Deposit		22,533.28
Total	32,954.33	32,954.33

Comparison To Last Pay Period - Gross Wages



Rolling 12 Month Payroll View



Pay Statement History
 Gross to Net, Last Name

Last First Name	Default Department	Type	Pay Date	#	Total Hours	Gross	Reimburse	Federal Income Tax	OASDI Amount	Medicare Amount	California SDI Amount	California Deduction (ER)	California Deduction (ER)	Net Payment	OASDI Amount (ER)	Medicare Amount (ER)	Federal Unemploy Tax Amount (ER)	ER SUTA Amount (ER)	California Employ Tax Amount (ER)
Atkin, Jack	DIRECTOR	Regular	07/29/202	-11493	3.00	\$80.37	-	-	\$4.98	\$1.17	-	-	-	\$74.22	\$4.98	\$1.17	-	-	-
Belsch, Darren	CHIEF	Regular	07/29/202	-11494	-	\$4,389.52	-	\$482.16	-	\$63.65	\$178.25	\$27.00	-	\$3,638.46	-	\$63.65	-	-	-
Bernandez, Gustavo	EXTRA HELP	Regular	07/29/202	-11495	10.00	\$192.40	-	-	\$50.00	\$11.93	\$2.79	-	-	\$127.68	\$11.93	\$2.79	-	-	-
Cooper, John	DIRECTOR	Regular	07/29/202	50290	3.00	\$80.37	-	-	\$4.98	\$1.17	-	-	-	\$74.22	\$4.98	\$1.17	-	-	-
Doss, Daymon	DIRECTOR	Regular	07/29/202	50291	3.00	\$80.37	-	-	\$4.98	\$1.17	-	-	-	\$74.22	\$4.98	\$1.17	-	-	-
Ghisla, Vincent	CAPTAIN	Regular	07/29/202	-11498	-	-	-	\$108.00	-	-	-	-	-	\$108.00	-	-	-	-	-
Gulson, Benjamin	CAPTAIN	Regular	07/29/202	-11499	-	\$171.46	\$168.00	-	\$10.63	\$2.49	-	-	-	\$326.34	\$10.63	\$2.49	-	-	-
Hardy, Lisa	EXTRA HELP	Regular	07/29/202	-11500	74.50	\$1,587.30	-	\$139.67	\$98.41	\$23.02	\$22.97	-	-	\$1,303.23	\$98.41	\$23.02	-	-	-
Heldorn, Steven	VOLUNTEE	Regular	07/29/202	-11501	-	-	\$84.00	-	\$85.86	\$58.82	\$13.76	-	-	\$84.00	-	-	-	-	-
Inferne, Susan	VOLUNTEE	Regular	07/29/202	-11502	26.00	\$948.64	-	-	\$85.86	\$58.82	\$13.76	-	-	\$777.34	\$58.82	\$13.76	-	-	-
Kunde, Jason	ENGINEER	Regular	07/29/202	-11503	-	-	\$24.00	-	\$758.90	\$290.14	\$67.85	\$295.94	\$362.23	\$2,904.47	\$290.14	\$67.85	-	-	-
Martin, Dean	CAPTAIN	Regular	07/29/202	-11504	168.00	\$4,679.53	-	\$108.83	\$108.83	\$22.87	\$21.21	\$271.99	\$2,663.64	\$2,663.64	\$22.87	\$2,663.64	-	-	-
Meyer, Matthew	CAPTAIN	Void	07/29/202	-11491	-	\$4,155.36	-	\$590.59	-	(\$60.25)	(\$235.65)	(\$373.98)	-	\$2,894.89	-	(\$60.25)	-	-	-
Meyer, Matthew	CAPTAIN	Manual	07/29/202	50289	42.00	\$4,155.36	-	\$65.95	-	\$19.17	\$7.39	-	-	\$3,268.87	-	\$19.17	-	-	-
Miller, Zack	VOLUNTEE	Regular	07/29/202	50292	-	-	\$60.00	-	-	-	-	-	-	\$60.00	-	-	-	-	-
Molesworth III, Robert	ENGINEER	Regular	07/29/202	-11506	145.00	\$4,439.48	-	\$386.47	-	\$64.37	\$132.81	\$319.49	-	\$3,536.34	-	\$64.37	-	-	-
Moretti, August	DIRECTOR	Regular	07/29/202	50293	3.00	\$80.37	-	-	\$4.98	\$1.17	-	-	-	\$74.22	\$4.98	\$1.17	-	-	-
Pappas, Trevor	VOLUNTEE	Regular	07/29/202	-11508	2.50	\$288.23	\$108.00	-	\$17.87	\$4.18	-	-	-	\$374.18	\$17.87	\$4.18	-	-	-
Platt, Joseph	VOLUNTEE	Regular	07/29/202	50294	-	-	\$36.00	-	-	-	-	-	-	\$36.00	-	-	-	-	-
Sears, Chase	VOLUNTEE	Regular	07/29/202	-11510	-	-	\$24.00	-	-	-	-	-	-	\$24.00	-	-	-	-	-
Soto-Pomeroy, Francisco	CAPTAIN	Regular	07/29/202	-11511	168.00	\$5,355.97	-	\$906.42	-	\$77.66	\$358.82	\$424.01	-	\$3,589.06	-	\$77.66	-	-	-
Todd, Douglas	EXTRA HELP	Regular	07/29/202	-11512	72.00	\$1,385.28	-	\$116.64	\$85.89	\$20.09	\$22.25	\$180.09	-	\$960.32	\$85.89	\$20.09	-	-	-
Uboldi, Gary	VOLUNTEE	Regular	07/29/202	-11513	-	-	\$36.00	-	-	-	-	-	-	\$36.00	-	-	-	-	-
Uboldi, Robert	ASST. CHIEF	Regular	07/29/202	50295	3.00	\$80.37	-	-	\$4.98	\$1.17	-	-	-	\$74.22	\$4.98	\$1.17	-	-	-
Vance, Kayla	VOLUNTEE	Regular	07/29/202	-11515	-	-	\$24.00	-	-	-	-	-	-	\$24.00	-	-	-	-	-
Report Total					641.00	26,928.20	\$672.00	2,510.31	\$598.59	\$327.50	\$816.85	\$4,479.70	-	18,867.25	\$598.59	\$327.50	-	-	-

Payroll Overview

Payroll	Regular 07/29/2022
Pay Date	07/29/2022
# Employees	24
# Paid Employees	24
# Pay Statements	26
# Regular	24
# Manual	1
# Void	1
# Pay Periods	1
EE's Paid More Than Once	1

Employee Payments

	#	EE's	\$ Amount
Checks	7	7	1,186.86
Direct Deposits Debited	18	18	20,575.28 ^D
Direct Dep (Block Reversal)	1	1	-2,894.89 *
Total			21,762.14
Total Void			-2,894.89
(D) Innovative Business Solutions, Inc. Admin Debit			-20,575.28
Direct Dep (Block Reversal)			-2,894.89
Your Remaining Bank Account Liability			1,186.86
Vouchers Printed	0		
Vouchers Suppressed	0		

Taxes

	EIN	EE's	\$ Amount
FIT/EE	94-2826574	9	2,510.31 ^D
FICA/ER	94-2826574	12	598.59 ^D
FICA/EE	94-2826574	12	598.59 ^D
MEDI/ER	94-2826574	16	327.50 ^D
MEDI/EE	94-2826574	16	327.50 ^D
SIT:CA/EE	944-0752-5	8	816.85 ^D
Total			5,179.34
Total Void			-946.74
(D) Innovative Business Solutions, Inc. Admin Debit			-5,179.34
Your Remaining Tax Liability			0.00

Vendor Liabilities

No Data

Billing

Invoice Total	131.70
Innovative Business Solutions, Inc. Admin Debit	-131.70
Amount Due	0.00

Total

Total	24,178.29
Innovative Business Solutions, Inc. Admin Debit	-25,886.32
Total of Your Responsibility	-1,708.03

Recap

Innovative Business S	Date	Bank Account #	\$ Amount
Billing	07/28/2022	xxxxxx2200	131.70
Tax Payment	07/28/2022	xxxxxx2200	5,179.34
Empl. Dir. Dep. SPA	07/28/2022	xxxxxx2200	20,575.28
Total Debits			25,886.32

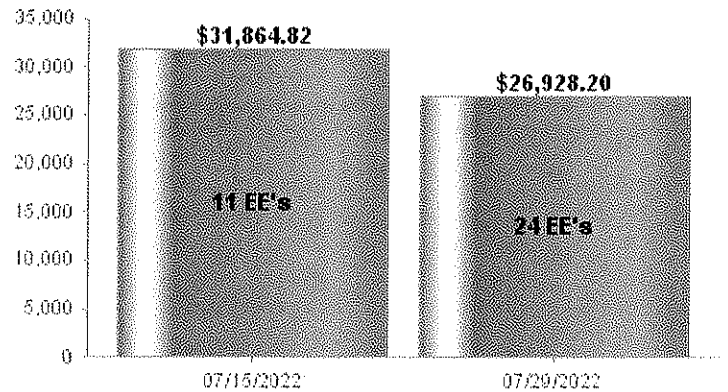
Cash Requirements: xxxxxx2200

	\$ Amount
Billing	131.70
Tax Payment	5,179.34
Empl. Checks	1,186.86
Empl. Dir. Dep. SPA	20,575.28
Total	27,073.18

General Ledger Summary

	Debit/Exp.	Credit/Liab.
Earning	31,755.56	4,155.36
Direct Deposit	2,894.89	20,575.28
ER Tax (Offset)	986.34	60.25
Tax	886.49	5,139.74
Deduction	373.98	4,853.68
Invoice	131.70	
ER Tax	60.25	986.34
Invoice		131.70
Check		1,186.86
	37,089.21	37,089.21

Comparison To Last Pay Period - Gross Wages



Kenwood Fire Protection District Profit & Loss Budget vs. Actual July 2022

	<u>Jul 22</u>	<u>Budget</u>	<u>\$ Left in Budget</u>	<u>% of Budget Used</u>
Ordinary Income/Expense				
Income				
10 - Tax Revenue				
1000 - Prop Taxes - CY Secured	45,021.60	947,773.00	-902,751.40	4.75%
1001 - CY Direct Charges	1,990.00	330,000.00	-328,010.00	0.6%
1020 - Prop Tax CY Supp	0.00	7,558.00	-7,558.00	0.0%
1040 - Property Tax - CY Unsec	1,851.52			
1011 - SB2557 Prop Tax Admin	0.00	-11,181.00	11,181.00	0.0%
1050 - - Supplemental Prop Taxes -CY	10,074.81	10,737.00	-662.19	93.83%
1051 - -Supplemental Prop Taxes - PY	-28.77	-12.00	-16.77	239.75%
1059 - - Prop Taxes - PY, Unsecured	596.03	460.00	136.03	129.57%
1060 - Prop Taxes - PY, Secured	-68.58	-27.00	-41.58	254.0%
1061 - PY Direct Charges	0.00	577.00	-577.00	0.0%
1070 - State-Other In-Lieu Tax	0.00	19.00	-19.00	0.0%
1500 - Wildfire Tax Loss	2,503.89			
Total 10 - Tax Revenue	<u>61,940.50</u>	<u>1,285,904.00</u>	<u>-1,223,963.50</u>	<u>4.82%</u>
17 - Use of Money/Prop				
1700 - Interest on Pooled Cash	59.73	72.00	-12.27	82.96%
1700-01 - Other Interest Earnings	345.23			
Total 17 - Use of Money/Prop	<u>404.96</u>	<u>72.00</u>	<u>332.96</u>	<u>562.44%</u>
20 - Intergovernmental Revenues				
2050 - Stabilization Payment	0.00	120,000.00	-120,000.00	0.0%
2060 - Revenue Sharing	0.00	180,000.00	-180,000.00	0.0%
2081 - Highway Rentals	0.00	5.00	-5.00	0.0%
2440 - HOPTR	2,427.19	4,938.00	-2,510.81	49.15%
Total 20 - Intergovernmental Revenues	<u>2,427.19</u>	<u>304,943.00</u>	<u>-302,515.81</u>	<u>0.8%</u>
30 - Charges for Services				
3700 - Copy/Transcribe Fees	0.00	50.00	-50.00	0.0%
Total 30 - Charges for Services	<u>0.00</u>	<u>50.00</u>	<u>-50.00</u>	<u>0.0%</u>

Kenwood Fire Protection District Profit & Loss Budget vs. Actual July 2022

	Jul 22	Budget	\$ Left in Budget	% of Budget Used
40 - Miscellaneous Revenues				
4040 - Miscellaneous Revenue	758.08			
Total 40 - Miscellaneous Revenues	758.08			
Total Income	65,530.73	1,590,969.00	-1,525,438.27	4.12%
Gross Profit	65,530.73	1,590,969.00	-1,525,438.27	4.12%
Expense				
50 - Salaries/Emp Benefits				
Gross Wages				
5910-Perm Positions	36,196.23	676,438.00	-640,241.77	5.35%
5911-Extra Help	5,903.28	57,750.00	-51,846.72	10.22%
5912-Overtime	15,715.20	76,592.00	-60,876.80	20.52%
Total Gross Wages	57,814.71	810,780.00	-752,965.29	7.13%
5913 - Director Stipend	401.85	1,650.00	-1,248.15	24.36%
5914 - Volunteer Stipend	1,248.46	18,800.00	-17,551.54	6.64%
5922 - FICA ER Expense	1,130.29	17,000.00	-15,869.71	6.65%
5923 - CALPERS Retirement	32,220.20	127,322.00	-95,101.80	25.31%
5924 - Medicare ER Exp	789.56	9,300.00	-8,510.44	8.49%
5925 - NYL INS.	-54.00			
5930 - CALPERS Health/Dental/Visi	9,793.96	166,002.00	-156,208.04	5.9%
5940 - WORKERS COMP	15,667.00	49,725.00	-34,058.00	31.51%
Total 50 - Salaries/Emp Benefits	119,012.03	1,200,579.00	-1,081,566.97	9.91%
60 - Services/Supplies				
6020-Clothing/Personal	0.00	6,300.00	-6,300.00	0.0%
6021-Uniform Expense(Daren)	0.00	1,800.00	-1,800.00	0.0%
6022-Clothing/Safety	0.00	13,000.00	-13,000.00	0.0%

Kenwood Fire Protection District Profit & Loss Budget vs. Actual July 2022

	<u>Jul 22</u>	<u>Budget</u>	<u>\$ Left in Budget</u>	<u>% of Budget Used</u>
6040-Communications	0.00	10,000.00	-10,000.00	0.0%
6080-Household Expense	0.00	5,000.00	-5,000.00	0.0%
6100-Insurance	0.00	25,300.00	-25,300.00	0.0%
6140-Maintenance-Equipment	635.56	21,100.00	-20,464.44	3.01%
6180-Maintenance-Bldgs/Imp.	0.00	9,000.00	-9,000.00	0.0%
6280-Memberships	0.00	5,900.00	-5,900.00	0.0%
6400-Office Expense	167.09	5,000.00	-4,832.91	3.34%
6457-Computer Charges	0.00	7,900.00	-7,900.00	0.0%
6461-Supplies/Expenses(Ops)	0.00	5,500.00	-5,500.00	0.0%
6500-Professional/Special Svcs.				
6500.03 - PR Processing Fee	227.45			
6500-Professional/Special Svcs. - Other	0.00	11,000.00	-11,000.00	0.0%
Total 6500-Professional/Special Svcs.	227.45	11,000.00	-10,772.55	2.07%
6526-REDCOM/Dispatch	0.00	2,170.00	-2,170.00	0.0%
6576-Actuarial Services	0.00	7,100.00	-7,100.00	0.0%
6587-LAFCO Charges	0.00	2,600.00	-2,600.00	0.0%
6630-Audit/Accounting Srvc.	0.00	8,500.00	-8,500.00	0.0%
6637-Prop.Tax Admin Fee	0.00	500.00	-500.00	0.0%
6800-Public/Legal Notices	0.00	1,000.00	-1,000.00	0.0%
6880-Small Tools/Equip.	0.00	7,700.00	-7,700.00	0.0%
7005-Election Expense	0.00	5,000.00	-5,000.00	0.0%
7120-Training/InService	0.00	9,500.00	-9,500.00	0.0%
7201-Gas/Oil/Fuel	0.00	16,000.00	-16,000.00	0.0%
7300-Trans./Travel/Meetings	0.00	2,500.00	-2,500.00	0.0%
7320-Utilities	0.00	17,050.00	-17,050.00	0.0%
Total 60 - Services/Supplies	1,030.10	206,420.00	-205,389.90	0.5%
8510 - Capital Outlay-Bldg Imp	0.00	10,000.00	-10,000.00	0.0%
8560 - Capital Outlay-Equipment	0.00	10,000.00	-10,000.00	0.0%

Kenwood Fire Protection District Profit & Loss Budget vs. Actual July 2022

	<u>Jul 22</u>	<u>Budget</u>	<u>\$ Left in Budget</u>	<u>% of Budget Used</u>
8642-General-to-Trust	0.00	190,000.00	-190,000.00	0.0%
Total Expense	<u>120,042.13</u>	<u>1,616,999.00</u>	<u>-1,496,956.87</u>	<u>7.42%</u>
Net Ordinary Income	<u>-54,511.40</u>	<u>-26,030.00</u>	<u>-28,481.40</u>	<u>209.42%</u>
	<u>-54,511.40</u>	<u>-26,030.00</u>	<u>-28,481.40</u>	<u>209.42%</u>